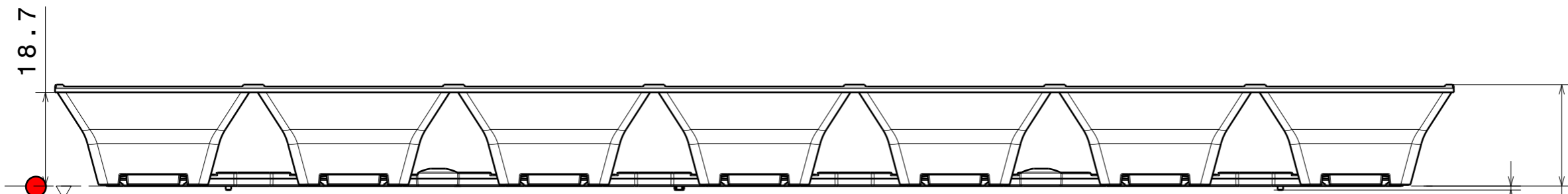
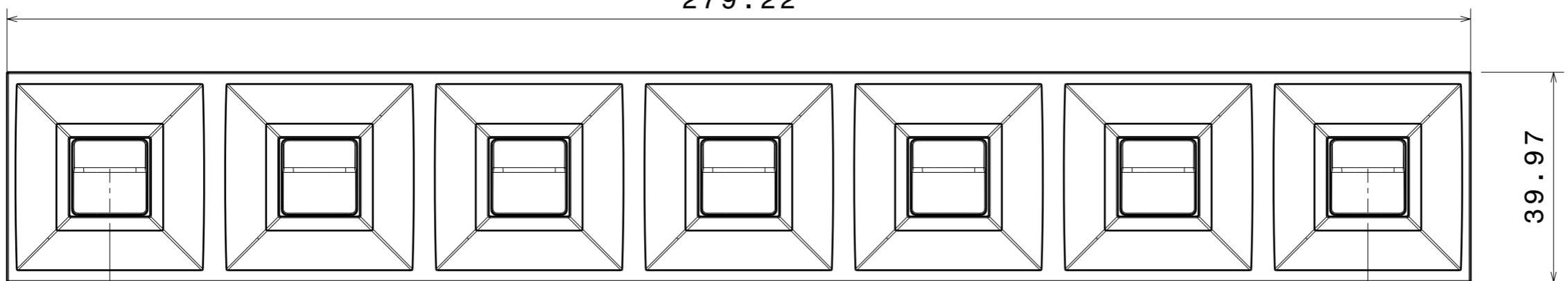


38.28



18.7

0.8
20.25



279.22

39.97

6x40=240

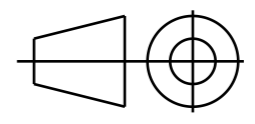
MECHANICAL DRAWING

PRODUCT
DAISY-7X1-ZT25

LEDiL[®]

Plastic moulding general tolerances according to DIN 16901-130 and applies if not otherwise shown in the drawing. Silicone moulding general tolerances according to ISO 3302-1 Class M3 and applies if not otherwise shown in the drawing.

FIRST ANGLE PROJECTION:



This drawing is the property of LEDiL Oy. It may not be copied or otherwise distributed without prior written permission from LEDiL Oy.

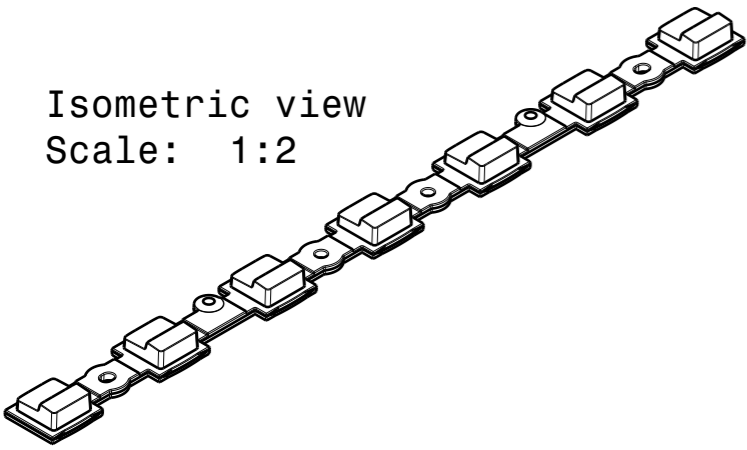
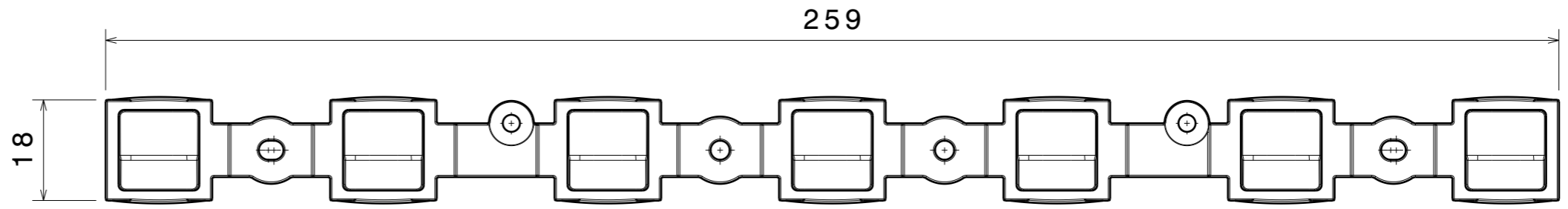
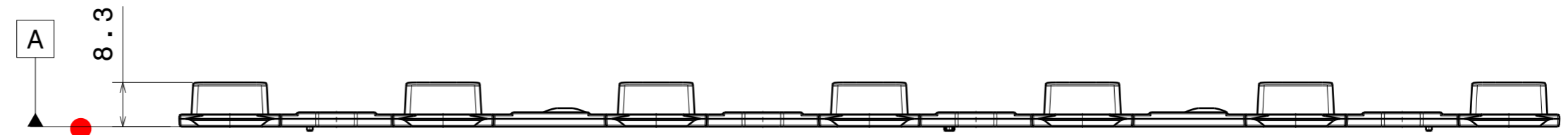
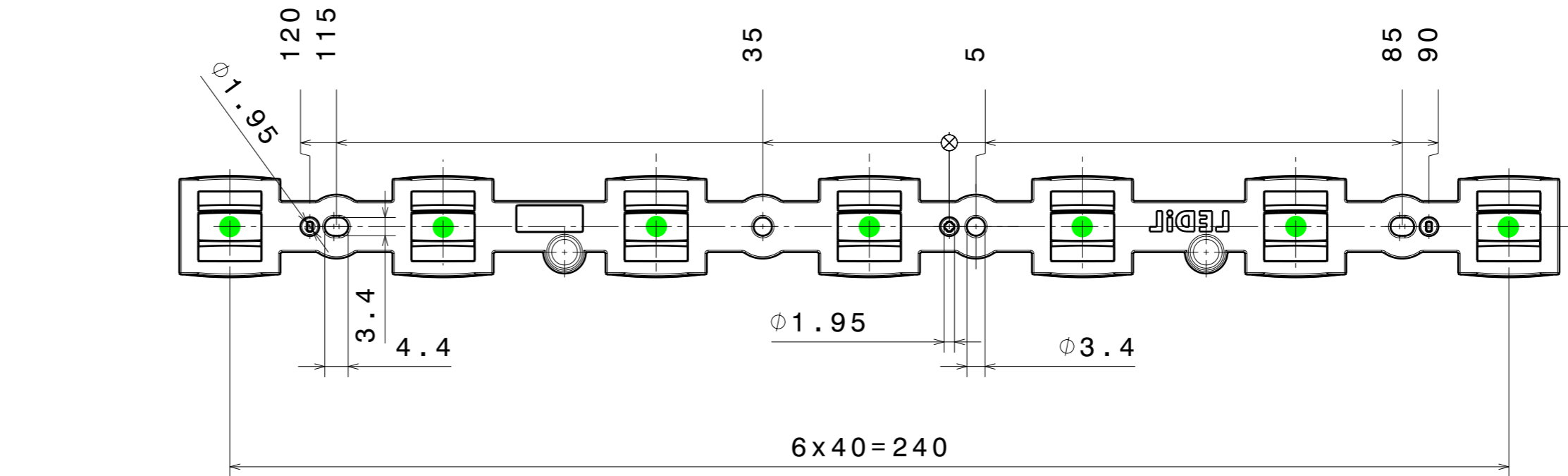
SCALE 1:1

WEIGHT -

A3 SHEET 1/3

Notes

	PCB or heatsink level.
	LED location
	Ensure LED fitting from a product specific 3D model available from www.ledil.com
	For more details about installation please see LEDiL Installation Guide on www.ledil.com



Isometric view
Scale: 1:2

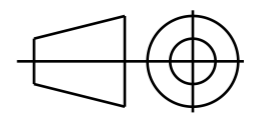
PART	TYPE	MATERIAL	COLOR / COATING
C17390_DAISSY-7X1-ZT25	LENS	PMMA	Clear
C17767_DAISSY-7X1-ZT25-D	LENS	PMMA	DF21 Diffusive

MECHANICAL DRAWING

PRODUCT
DAISSY-7X1-ZT25

Plastic moulding general tolerances according to DIN 16901-130 and applies if not otherwise shown in the drawing.
Silicone moulding general tolerances according to ISO 3302-1 Class M3 and applies if not otherwise shown in the drawing.

FIRST ANGLE PROJECTION:



SCALE 1:1

WEIGHT 14 g

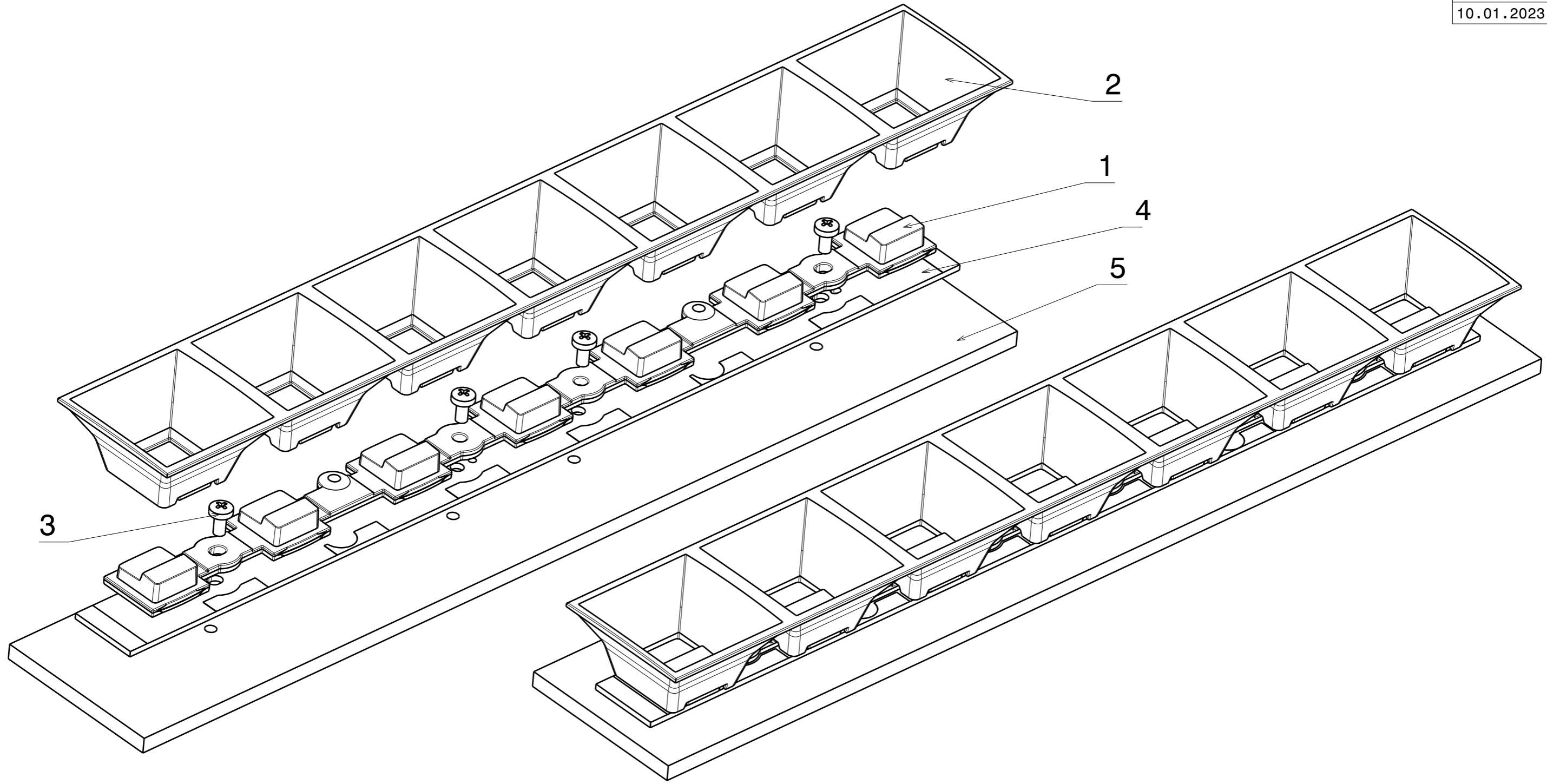
LEDiL®

This drawing is the property of LEDiL Oy. It may not be copied or otherwise distributed without prior written permission from LEDiL Oy.

A3 SHEET 2/3

Notes

	PCB or heatsink level.
	LED location
	Ensure LED fitting from a product specific 3D model available from www.ledil.com
	For more details about installation please see LEDiL Installation Guide on www.ledil.com



INDEX	PART	TYPE	MATERIAL	COLOR / COATING
1	DAISY-7x1-ZT25	LENS		
	C17390_DAISY-7X1-ZT25	LENS	PMMA	Clear
	C17767_DAISY-7X1-ZT25-D	LENS	PMMA	DF21 Diffusive
2	DAISY-7x1-SHD	SHD		
	C16872_DAISY-7X1-SHD	SHD	PC/ABS	BLACK, GLOSS
	C17051_DAISY-7X1-SHD-MATT	SHD	PC/ABS	BLACK, MATT
	C16876_DAISY-7X1-SDH-WHT	SHD	PC	WHITE, GLOSS
	C17225_DAISY-7X1-SHD-WHT-MATT	SHD	PC	WHITE, MATT
	C18167_DAISY-7X1-SHD-MET	SHD	PC	METAL, GLOSS
	C18409_DAISY-7X1-SHD-MET-MATT	SHD	PC	METAL, MATT
3	M3 SCREW	-		-
4	PCB	-		-
5	PROFILE	-		-

MECHANICAL DRAWING		LEDiL®
PRODUCT DAISY-7X1-ZT25		
Plastic moulding general tolerances according to DIN 16901-130 and applies if not otherwise shown in the drawing. Silicone moulding general tolerances according to ISO 3302-1 Class M3 and applies if not otherwise shown in the drawing.	FIRST ANGLE PROJECTION: 	This drawing is the property of LEDiL Oy. It may not be copied or otherwise distributed without prior written permission from LEDiL Oy.
SCALE 1:1	WEIGHT -	A3 SHEET 3/3